

# Swing Swingo




The vertical flow and return lines are set in a designer casing to which square steel profiles (Swing) or pipes (Swingo) are anchored. Both radiators can be factory-customised to left or right design for the best installation setting. The side casing in both models is available in different colours.

Material Swing	steel profiles 40×40 mm steel profiles 25×25 mm
Material Swingo	steel profiles 40×40 mm steel pipes Ø 26 mm
Connection threads	2xG1/2"
Testing overpressure	0,65 MPa
Max. op. overpressure	0,5 MPa
Max. op. temperature	110 °C
Number of pipes	22, 30



1.



2.



1. Swing - ruby S34 [28] / 2. Swingo - dark grey S38 [50], light grey S37 [49] / 3. Swingo - silver S05 [64]

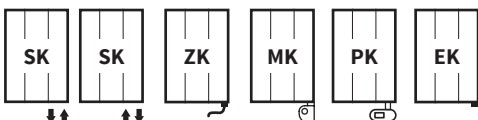
## Modification options

	Swing	Swingo
Surface treatment	colour	colour
Height range [mm]	610-1810 (increase of 100)	610-1810 (increase of 100)
Length range [mm]	500, 600	510, 610
Dimension changes	YES (additional charge of 30% <sup>1)</sup> )	YES (additional charge of 30% <sup>1)</sup> )
Electric version	YES	YES
Standard connection (SK)	STANDARD	STANDARD
Middle connection (SM)	NO	NO
Side connection (SB)	NO	NO
One-sided into space fixing	NO	NO

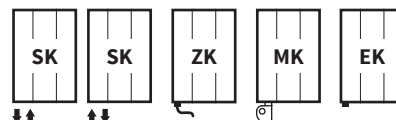
## Accessories

-  Colour ref. chart
-  Bath. accessories
-  Thermostatic packs
-  Electric regulators

## Connection Options - left design



## right design



<sup>1)</sup> to the nearest larger standard dimension

# Swing



Height (H) Length (L) [mm]	Depth (B)	Weight	Water capacity	Temperature exponent	Output 75/65/20°C	Power input Z heat rod, Mini PW, Vision	Power input Solo, Rio, Neo	Connection span (Z)	White colour RAL 9016	Electric	printed motif
code	[mm]	[kg]	[l]	[-]	[W]	[W]	[W]	[mm]			
DSWR 1210 0600	54	25,1	7,7	1,293	620	600	600	50	✓	✓	✓
DSWL 1210 0600	54	25,1	7,7	1,293	620	600	600	50	✓	✓	✓
DSWR 1610 0600	54	34,0	10,4	1,294	818	800	800	50	✓	✓	✓
DSWL 1610 0600	54	34,0	10,4	1,294	818	800	800	50	✓	✓	✓

# Swingo



Height (H) Length (L) [mm]	Depth (B)	Weight	Water capacity	Temperature exponent	Output 75/65/20°C	Power input Z heat rod, Mini PW, Vision	Power input Solo, Rio, Neo	Connection span (Z)	White colour RAL 9016	Electric	printed motif
code	[mm]	[kg]	[l]	[-]	[W]	[W]	[W]	[mm]			
DSCR 1210 0610	54	23,5	6,9	1,350	599	600	600	50	✓	✓	✓
DSCL 1210 0610	54	23,5	6,9	1,350	599	600	600	50	✓	✓	✓
DSCR 1610 0610	54	31,9	10,4	1,312	819	800	800	50	✓	✓	✓
DSCL 1610 0610	54	31,9	10,4	1,312	819	800	800	50	✓	✓	✓

The weight of radiators does not include water and packaging.

## Type height (H) / length (L) [mm]

### Swing

right design  
DSWR

left design  
DSWL



H: 1210  
L: 0600

H: 1610  
L: 0600

H: 1210  
L: 0600

H: 1610  
L: 0600

### Swingo

right design  
DSCR

left design  
DSCL



H: 1210  
L: 0610

H: 1610  
L: 0610

H: 1210  
L: 0610

H: 1610  
L: 0610

Swing / Swingo

## Mounting

### Swing



Type	X [mm]	A [mm]
Metal brackets	60-70	82-92

### Swingo



Type	X [mm]	A [mm]
Metal brackets	60-70	82-92

### Ordering information

Models to be connected to central heating do not require left /right design specification.

With regard to the electric version, the left /right design specification must be noted in the order.