

Quadrat Inox Quadrat Chrom

The delicate 20×20 mm stainless steel profiles of Quadrat Inox heating units represent contemporary style in bathroom radiators. They especially stand out when mounted on surfaces imitating natural stone. The more robust and shiny Quadrat Chrom bathroom units feature 40×40 mm steel flow pipes.



	Quadrat Inox	Quadrat Chrom
Material	stainless steel profiles 30×30 mm stainless steel profiles 20×20 mm	steel profiles 40×40 mm steel profiles 25×25 mm
Connection threads	4×G1/2"	4×G1/2"
Testing overpressure	1,3 MPa	0,65 MPa
Max. op. overpressure	1,0 MPa	0,5 MPa
Max. operating temperature	95 °C	110 °C
Number of profiles	12, 21, 24, 29	21, 24, 29



1. Quadrat Inox / 2. Quadrat Chrom / 3. Quadrat Inox

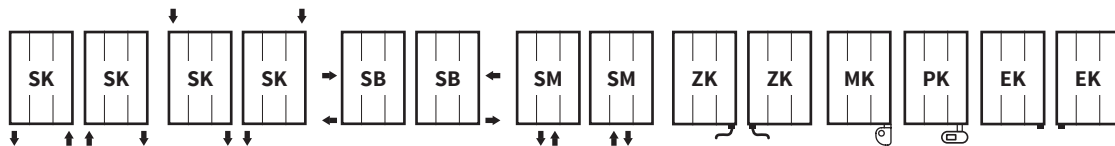
Modification options

	Quadrat Inox	Quadrat Chrom
Surface treatment	brushed stainless steel	chrome
Height range [mm]	605-1 755 (increase of 50)	305-1 755 (increase of 50)
Length range [mm]	300-750 (increase of 10)	300-600 (increase of 10)
Dimension changes	additional charge 30 % ¹⁾	additional charge 30 % ¹⁾
Electric version	YES (additional charge)	YES (additional charge)
Standard connection (SK)	STANDARD	STANDARD
Middle connection (SM)	YES (additional charge)	YES (additional charge)
Side connection (SB)	YES (additional charge)	YES (additional charge)
One-sided into space fixing	NO	NO

Accessories

- Thermostatic packs page 102
- Electric regulators page 108

Connection Options Quadrat Inox / Quadrat Chrom



The type of connection is specified in the order, for more information see page 112. ¹⁾ For larger standard dimension

Quadrat Inox



Height (H) Length (L) [mm]	Depth (B)	Weight	Water capacity	Temperature exponent	Output 75/65/20°C	Power input Z heat. rod, Mini PW, Vision	Power input Solo, Rio, Neo	Connection span (Z)	Stainless steel	Electric
code	[mm]	[kg]	[l]	[-]	[W]	[W]	[W]	[mm]		
DXQU 0805 0600	30	10,2	2,9	1,300	288	300	200	570	✓	✓
DXQU 1255 0600	30	15,4	4,5	1,300	436	400	400	570	✓	✓
DXQU 1505 0600	30	15,5	5,9	1,300	505	500	600	570	✓	✓
DXQU 1755 0600	30	23,3	6,2	1,300	604	600	600	570	✓	✓

Quadrat Chrom



Height (H) Length (L) [mm]	Depth (B)	Weight	Water capacity	Temperature exponent	Output 75/65/20°C	Power input Z heat. rod, Mini PW, Vision	Power input Solo, Rio, Neo	Connection span (Z)	Chrome	Electric
code	[mm]	[kg]	[l]	[-]	[W]	[W]	[W]	[mm]		
DQUA 1255 0500	40	15,0	7,7	1,319	366	400	400	460	✓	✓
DQUA 1255 0600	40	17,3	8,7	1,319	425	400	400	560	✓	✓
DQUA 1505 0500	40	15,1	9,3	1,321	436	400	400	460	✓	✓
DQUA 1505 0600	40	17,3	1,05	1,321	507	500	600	560	✓	✓
DQUA 1755 0500	40	20,5	10,7	1,322	506	500	600	460	✓	✓
DQUA 1755 0600	40	23,7	12,1	1,322	588	600	600	560	✓	✓

For ordering procedure see page 112 / The weight of radiators does not include water and packaging.

Type height (H) / length (L) [mm]

Quadrat Inox



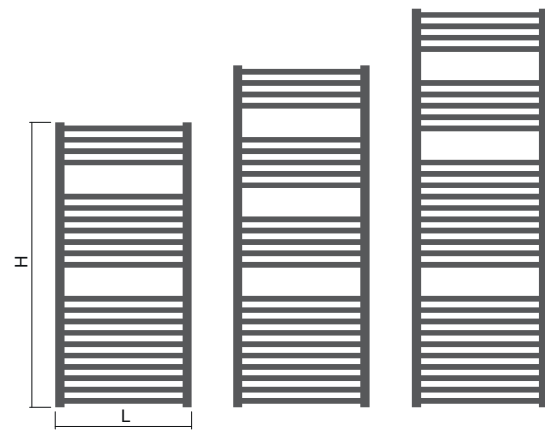
H: 0805
L: 0600

H: 1255
L: 0600

H: 1505
L: 0600

H: 1755
L: 0600

Quadrat Chrom



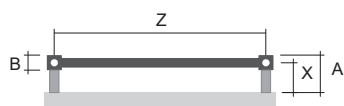
H: 1255
L: 0500-0600

H: 1505
L: 0500-0600

H: 1755
L: 0500-0600

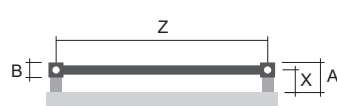
Mounting

Quadrat Inox



Type X [mm] A [mm]
Metal brackets 74-84 89-99

Quadrat Chrom



Type X [mm] A [mm]
Metal brackets 60-70 80-90