

Linasia



The unit's subtle, rounded flow pipe profiles will make Linasia a great choice for any home. Its popular discreet design and high-quality workmanship will fit in every bathroom.

Material	steel profiles D35x41 mm / steel pipes Ø 26 mm
Connection threads	4x G1/2"
Testing overpressure	1,3 MPa
Max. op. overpressure	1,0 MPa
Max. op. temperature	110°C
Number of pipes	14, 22, 33



1.



2.




1. Linasia - gold olive S28 [22] / 2. Linasia elektro reg. Rio chrom - black RAL9005 [19]

Modification options

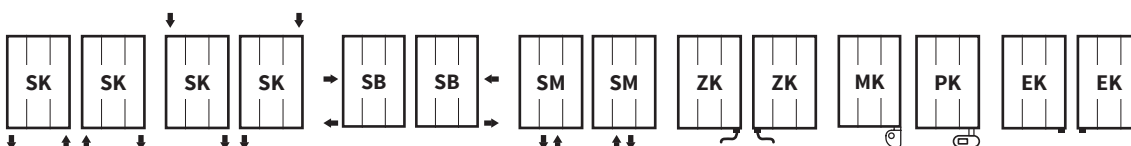
Surface treatment	colour
Height range [mm]	325-2170 (increase of 45)
Length range [mm]	300-1000 (increase of 10)
Dimension changes	YES (additional charge of 30% ¹⁾)
Electric version	YES
Standard connection (SK)	STANDARD
Middle connection (SM)	YES (additional charge)
Side connection (SB)	YES (additional charge)
One-sided into space fixing	YES (additional charge)

Linasia

Accessories

-  Colour ref. chart
-  Thermostatic packs
-  Electric regulators

Connection Options



¹⁾ to the nearest larger standard dimension

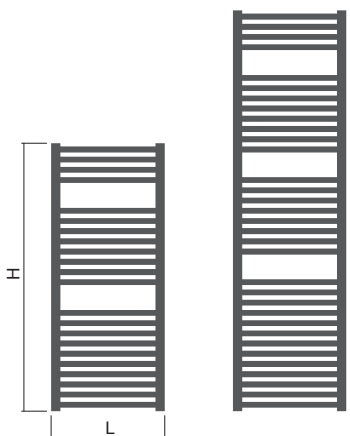


Height (H) Length (L) [mm]	Depth (B)	Weight	Water capacity	Temperature exponent	Output 75/65/20°C	Power input Z heat rod, Mini PW, Vision	Power input Solo, Rio, Neo	Connection span (Z)	White colour RAL 9016	Electric
code	[mm]	[kg]	[l]	[-]	[W]	[W]	[W]	[mm]		
DLIN 1180 0500	35	10,5	6,6	1,272	546	500	600	459	✓	✓
DLIN 1180 0600	35	12,1	7,6	1,272	638	600	600	559	✓	✓
DLIN 1765 0500	35	15,6	9,9	1,249	836	800	800	459	✓	✓
DLIN 1765 0600	35	18,1	11,4	1,249	976	1000	1000	559	✓	✓

The weight of radiators does not include water and packaging.

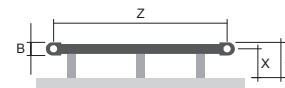
Type height (H) / length (L) [mm]

Mounting



H: 1180
L: 0500, 0600

H: 1765
L: 0500, 0600



Type	X [mm]	A [mm]
Metal brackets	75-85	93-103



Linasia – gold olive S28 [22]