

Arte

The Arte radiator features 70×11 mm robust, efficient, steel sections covered by round stylish covers. The unit is designed both for connection to the central heating system and as an electric radiator equipped with a cartridge heater and a regulator of your choice. Functional accessories include round high-grade stainless steel rails.

Material	steel profiles 30×30 mm / steel profiles 70×11 mm steel cover
Connection threads	2 × G1/2"
Testing overpressure	0,65 MPa
Max. op. overpressure	0,5 MPa
Max. op. temperature	95 °C



1.



2.




1. Arte - Sapphire texture S30 [24] with a two-sided rail - Snow/traffic white RAL 9016 [01] / 2. Arte - Black velvet matt S40 [51] with a one and two-sided stainless steel rails

Modification options

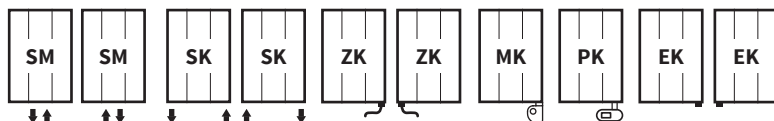
Surface treatment	colour
Height range [mm]	645-2 005 (increase of 80)
Length range [mm]	456-756 (increase of 10)
Electric version	YES (additional charge)
Dimension changes	additional charge of 30 % ¹⁾
Standard connection (SK)	STANDARD
Middle connection (SM)	YES (no additional charge)
Side connection (SB)	NO
One-sided into space fixing	NO

Arte

Accessories

-  Colour ref. chart page 115
-  Bath. accessories page 100
-  Electric regulators page 108

Connection Options



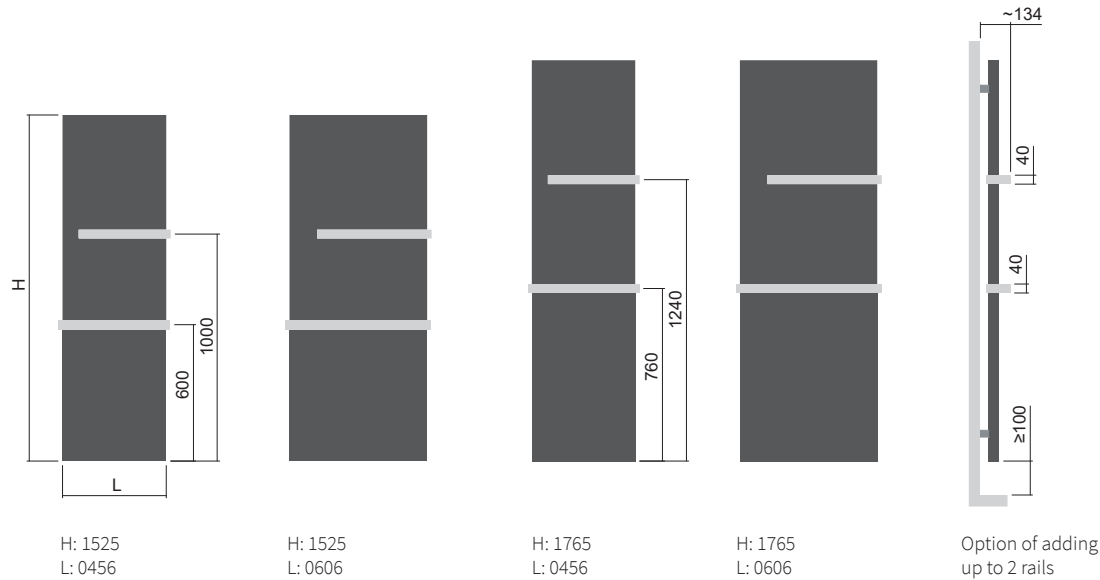
The type of connection must be specified in the order; for more information see page 112, positions 13 and 14. ¹⁾ to the nearest larger standard dimension



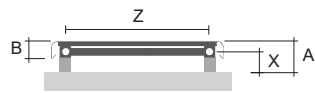
Height (H) Length (L) [mm]	Depth (B)	Weight	Water capacity	Temperature exponent	Output 75/65/20°C	Power input Z heat. rod, Mini PW, Vision	Power input Solo, Rio, Neo	Connection span (Z)	White colour RAL 9016	Electric	Printed motif
code	[mm]	[kg]	[l]	[-]	[W]	[W]	[W]	[mm]			
DATP 1525 0456	47	29,3	6,5	1,251	615	600	600	381	✓	✓	✓
DATP 1525 0606	47	37,3	8,1	1,251	758	800	800	532	✓	✓	✓
DATP 1765 0456	47	33,9	7,5	1,253	689	700	600	381	✓	✓	✓
DATP 1765 0606	47	41,3	9,3	1,253	848	800	800	532	✓	✓	✓

For ordering procedure see page 112 / The weight of radiators does not include water and packaging.

Type height (H) / length (L) [mm]

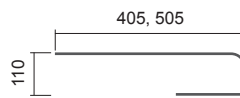


Mounting



Type	X [mm]	A [mm]
Metal brackets	55-65	84-94

Rails



One-sided brushed stainless steel rails

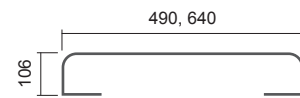
Length [mm]	Code
456	O15MN81-63
606	O15MN81-64

One-sided polished stainless steel rail

Length [mm]	Code
456	O15MN87-63
606	O15MN87-64

One-sided rail - painted RAL 9016

Length [mm]	Code
456	O15MN01-63
606	O15MN01-64



Two-sided brushed stainless steel rails

Length [mm]	Code
456	O15MN81-35
606	O15MN81-36

Two-sided polished stainless steel rail

Length [mm]	Code
456	O15MN87-35
606	O15MN87-36

Two-sided rail - painted RAL 9016

Length [mm]	Code
456	O15MN01-35
606	O15MN01-36

Painted rails are also available in colour variations as per the ISAN colour chart at an extra charge.