


# Koro Koro Plus



Heating units favored by architects for their distinctive design. This line of product is characterized by steel pipes bent to form an oval shape. The flow and return pipes are elegantly enclosed in a wide casing. The radiator design can be further accentuated by choosing the appropriate surface finish from the broad range of ISAN colour or the RAL colour reference chart.

Material	steel pipes Ø 18 mm steel profiles 30x30 mm
Connection threads	2xG1/2"
Testing overpressure	1,3 MPa
Max. op. overpressure	1,0 MPa
Max. op. temperature	110 °C
Number of pipes	26



1.



2.

Koro / Koro Plus



3.

1. Koro - antique gold S36 [48] / 2. Koro Plus - black velvet S40 [51] / 3. Koro Plus - copper S03 [62]

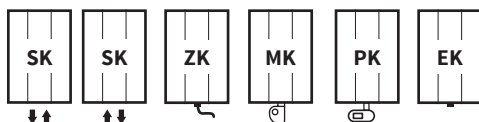
## Modification options

	Koro	Koro Plus
Surface treatment	colour	colour
Height range [mm]	690-1 670 (increase of 35)	690-1 670 (increase of 35)
Length range [mm]	500, 600	500, 600
Dimension changes	YES (additional charge of 30% <sup>1)</sup> )	YES (additional charge of 30% <sup>1)</sup> )
Electric version	YES	YES
Standard connection (SK)	STANDARD	STANDARD
Middle connection (SM)	NO	NO
Side connection (SB)	NO	NO
One-sided into space fixing	NO	NO

## Accessories

- Colour ref. chart
- Thermostatic packs
- Electric regulators

## Connection Options Koro



<sup>1)</sup> to the nearest larger standard dimension

# Koro



Height (H) Length (L) [mm]	Depth (B)	Weight	Water capacity	Temperature exponent	Output 75/65/20°C	Power input Z heat. rod, Mini PW, Vision	Power input Solo, Rio, Neo	Connection span (Z)	White colour RAL 9016	Electric
code	[mm]	[kg]	[l]	[-]	[W]	[W]	[W]	[mm]		
DKOR 1215 0600	107	22,4	7,2	1,180	1 010	1 000	1 000	50	✓	✓

# Koro Plus

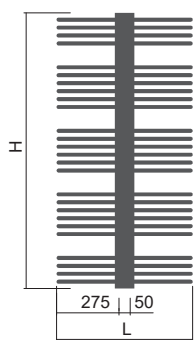


Height (H) Length (L) [mm]	Depth (B)	Weight	Water capacity	Temperature exponent	Output 75/65/20°C	Power input Z heat. rod, Mini PW, Vision	Power input Solo, Rio, Neo	Connection span (Z)	White colour RAL 9016	Electric
code	[mm]	[kg]	[l]	[-]	[W]	[W]	[W]	[mm]		
DKOP 1215 0600	107	24,2	7,2	1,180	1 010	1 000	1 000	50	✓	✓

The weight of radiators does not include water and packaging.

## Type height (H) / length (L) [mm]

### Koro



H:1215  
L: 0600

### Koro Plus

right design



H:1215  
L: 0600

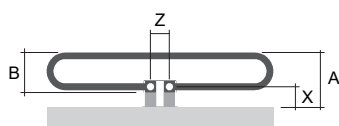
left design



H:1215  
L: 0600

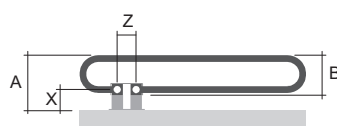
## Mounting

### Koro



Type	X [mm]	A [mm]
Metal brackets	55-65	146-156

### Koro Plus



Type	X [mm]	A [mm]
Metal brackets	55-65	146-156

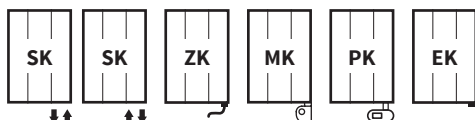


Koro Plus - black velvet S40 [51]

### Ordering information Koro Plus

Models to be connected to central heating do not require left /right design specification. With regard to the electric version, the left /right design specification must be noted in the order.

### Connection Options Koro Plus - left design



### Connection Options Koro Plus - right design

